

CIN No.L269400L1991PLC044520

Registered Office:M-4, Gupta Tower, B 1/1,
Commercial Complex, Azadpur, New Delhi-110033



Introductory sub-table (I)(a)

Name of the Company:	CCL INTERNATIONAL LIMITED
Scrip Code, Name of the scrip, class of security:	531900
Quarter ended:	30.06.2015

Partly paid-up shares:-	No. of partly paid-up shares	As a % of total no. of partly paid-up shares	As a % of total no. of shares of the company
Held by promoter/promoter group	0	0	0
Held by public	0	0	0
Total	0	0	0

Outstanding convertible securities:-	No. of outstanding securities	As a % of total no. of outstanding convertible securities	As a % of total no. of shares of the company, assuming full conversion of the convertible securities
Held by promoter/promoter group	0	0	0
Held by public	0	0	0
Total	0	0	0

Warrants:-	No. of warrants	As a % of total no. of warrants	As a % of total no. of shares of the company, assuming full conversion of warrants
Held by promoter/promoter group	0	0	0
Held by public	0	0	0
Total	0	0	0

Total paid-up capital of the company, assuming full conversion of warrants and convertible securities	95963000	0	0
---	----------	---	---

For CCL International Ltd.

For CCL International Limited

[Signature]
Auth. Sign./Director

(Director)

Statement Showing Shareholding Pattern

Table (I)(a)

Category code	Category of Shareholder	Number of Shareholders	Total number of shares	Number of shares held in dematerialized form	Total shareholding as a percentage of total number of shares		Shares Pledged or otherwise encumbered	
					As a percentage of (A+B) ¹	As a percentage of (A+B+C)	Number of shares	As a percentage
(I)	(II)	(III)	(IV)	(V)	(VI)	(VII)	(VIII)	(IX)= (VIII)/(IV)*100
(A)	Shareholding of Promoter and							
1	Indian							
(a)	Individuals/ Hindu Undivided Family	8	18236657	18236657	19.00	19.00	1000000	5.48
(b)	Central Government/ State Government(s)	0	0	0	0.00	0.00	0	0.00
(c)	Bodies Corporate	2	24390799	24390799	25.42	25.42	0	0.00
(d)	Financial Institutions/ Banks	0	0	0	0.00	0.00	0	0.00
(e)	Any Others(Specify)	0	0	0	0.00	0.00	0	0.00
	Sub Total(A)(1)	10	42627456	42627456	44.42	44.42	1000000	2.35
2	Foreign							
a	Individuals (Non-Residents Individuals/ Foreign Individuals)	0	0	0	0.00	0.00	0	0.00
b	Bodies Corporate	0	0	0	0.00	0.00	0	0.00
c	Institutions	0	0	0	0.00	0.00	0	0.00
d	Qualified Foreign Investor	0	0	0	0.00	0.00	0	0.00
e	Any Others(Specify)	0	0	0	0.00	0.00	0	0.00
	Sub Total(A)(2)	0	0	0	0.00	0.00	0	0.00
	Total Shareholding of Promoter and Promoter Group (A)= (A)(1)+(A)(2)	10	42627456	42627456	44.42	44.42	1000000	2.35
(B)	Public shareholding							
1	Institutions							
(a)	Mutual Funds/ UTI	0	0	0	0.00	0.00	0	0.00
(b)	Financial Institutions / Banks	0	0	0	0.00	0.00	0	0.00
(c)	Central Government/ State Government(s)	0	0	0	0.00	0.00	0	0.00
(d)	Venture Capital Funds	0	0	0	0.00	0.00	0	0.00
(e)	Insurance Companies	0	0	0	0.00	0.00	0	0.00
(f)	Foreign Institutional Investors	15	169002	169002	0.18	0.18	0	0.00
(g)	Foreign Venture Capital Investors	0	0	0	0.00	0.00	0	0.00
(h)	Qualified Foreign Investor	0	0	0	0.00	0.00	0	0.00
(i)	Any Other (specify)	0	0	0	0.00	0.00	0	0.00
	Sub-Total (B)(1)	15	169002	169002	0.18	0.18	0	0.00

For CCL International Ltd.


 Auth. Sign./Director

B 2	Non-institutions							
(a)	Bodies Corporate	298	25171158	24203658	26.23	26.23	77490	0.31
(b)	Individuals							
I	Individuals -i. Individual shareholders holding nominal share capital up to Rs 1 lakh	1030	5928257	5758757	6.18	6.18	0	0.00
II	ii. Individual shareholders holding nominal share capital in excess of Rs. 1 lakh.	68	22066165	22066165	22.99	22.99	0	0.00
(c)	Qualified Foreign Investor	0	0	0	0.00	0.00	0	0.00
(d)	Any Other (Non-Resident Indian/Foreign Individual)	4	962	962	0.00	0.00	0	0.00
(e)	Trust	0	0	0	0.00	0.00	0	0.00
(f)	Foreign Portfolio Investor (Corporate)	0	0	0	0.00	0.00	0	0.00
	Sub-Total (B)(2)	1400	53166542	52029542	55.40	55.40	77490	0.15
(B)	Total Public Shareholding (B)= (B)(1)+(B)(2)	1415	53335544	52198544	55.58	55.58	77490	0.15
	TOTAL (A)+(B)	1425	95963000	94826000	100.00	100.00	1077490	1.12
(C)	Shares held by Custodians and against which Depository Receipts have been issued							
1	Promoter and Promoter Group	0	0	0	0.00	0.00	0	0.00
2	Public	0	0	0	0.00	0.00	0	0
	Sub-Total (C)	0	0	0	0.00	0.00	0	0
	GRAND TOTAL (A)+(B)+(C)	1425	95963000	94826000	100.00	100.00	1077490	1.12

For CCL International Ltd.
For CCL International Limited


Auth. Sign./Director

(Director)

Statement showing holding of securities (including shares, warrants, convertible securities) of persons belonging to the category "Promoter and Promoter Group" as on 30th June, 2015

Sr. No.	Name of the shareholder	Details of Shares held		Encumbered shares (*)			Details of warrants		Details of convertible securities		Total shares (including underlying shares assuming full conversion of warrants and convertible securities) as a % of diluted share capital
		Number of shares held	As a % of grand total (A)+(B)+(C)	No.	- As a percentage	As a % of grand total (A)+(B)+(C) of sub-clause (I)(a)	Number of warrants held	As a % total number of warrants of the same class	Number of convertible securities held	As a % total number of convertible securities of the same class	
(I)	(II)	(III)	(IV)	(V)	(VI)=(V)/(III)*100	(VII)	(VIII)	(IX)	(X)	(XI)	(XII)
1	Akash Gupta	5582750	5.82	1000000	17.91	1.04	0	0	0	0	5582750
2	Anil Kumar	4957100	5.17	0	0.00	0.00	0	0	0	0	4957100
3	Anil Kumar (HUF)	2000000	2.08	0	0.00	0.00	0	0	0	0	2000000
4	Fort Fertichem Sales Private Limited	3969400	4.14	0	0.00	0.00	0	0	0	0	3969400
5	Jyoti Gupta	161250	0.17	0	0.00	0.00	0	0	0	0	161250
6	Priya Gupta	171250	0.18	0	0.00	0.00	0	0	0	0	171250
7	Rama Gupta	5191807	5.41	0	0.00	0.00	0	0	0	0	5191807
8	Sunita Gupta	11250	0.01	0	0.00	0.00	0	0	0	0	11250
9	Varun Gupta	161250	0.17	0	0.00	0.00	0	0	0	0	161250
10	Tanvi Fincap (P) Ltd	20421399	21.28	0	0.00	0.00	0	0	0	0	20421399
TOTAL		42627456	44.42	1000000	2.35	1.04	0	0	0	0	42627456

(*) The term "encumbrance" has the same meaning as assigned to it in regulation 28(3) of the SAST Regulations, 2011


For CCL International Ltd.
For CCL International Limited

(Director)  Auth. Sign./Director

(I)(c)(i) Statement showing holding of securities (including shares, warrants, convertible securities) of persons belonging to the category "Public" and holding more than 1% of the total number of shares

Sr. No.	Name of the shareholder	Number of shares held	Shares as a percentage of total number of shares {i.e., Grand Total (A)+(B)+(C) indicated in Statement at para (I)(a) above}	Details of warrants		Details of convertible securities		Total shares (including underlying shares assuming full conversion of warrants and convertible securities) as a % of dilute share capital
				Number of warrants held	As a % total number of warrants of the same class	Number of convertible securities held	% w.r.t total number of convertible securities of the same class	
1	Mohit Jain	1669967	1.74	0	0	0	0	166996
2	Om Narayan Sharma	1855618	1.93	0	0	0	0	185561
3	Radhey Shyam Verma	1020507	1.06	0	0	0	0	102050
4	Doyen Commercial Private Limited	2600494	2.71	0	0	0	0	260049
5	Tejaswani Infrastructure Private Limited	1334199	1.39	0	0	0	0	133419
6	Shrine Commodities Private Limited	1051297	1.10	0	0	0	0	105129
TOTAL		9532082	9.93	0	0	0	0	953208

For CCL International Ltd.
For CCL International Limited



Auth. Sign./ Director

(Director)

(I)(c)(ii) Statement showing holding of securities (including shares, warrants, convertible securities) of persons (together with PAC) belonging to the category "Public" and holding more than 5% of the total number of shares of the company

Sr. No.	Name(s) of the shareholder(s) and the Persons Acting in Concert (PAC) with them	Number of shares	Shares as a percentage of total number of shares {i.e., Grand Total (A)+(B)+(C) indicated in Statement at para (I)(a) above}	Details of warrants		Details of convertible securities		Total shares (including underlying shares assuming full conversion of warrants and convertible securities) as a % of diluted share capital
				Number of warrants	As a % total number of warrants of the same class	Number of convertible securities held	% w.r.t total number of convertible securities of the same class	
1	Nil	0	0.00	0	0	0	0	0
2		0	0.00	0	0	0	0	0
3		0	0.00	0	0	0	0	0
4		0	0.00	0	0	0	0	0
5		0	0.00	0	0	0	0	0
6		0	0.00	0	0	0	0	0
7		0	0.00	0	0	0	0	0
8		0	0.00	0	0	0	0	0
9		0	0.00	0	0	0	0	0
10		0	0.00	0	0	0	0	0
TOTAL		0	0.00	0	0	0	0	0

For CCE International Ltd.
For CCE International Limited


(Director) Auth. Sign./Director

(I)(d) Statement showing details of locked-in shares

Sr. No.	Name of the shareholder	Number of locked-in shares	Locked-in shares as a percentage of total number of shares {i.e., Grand Total (A)+(B)+(C) indicated in Statement at para (I)(a) above}
1	N/A	0	0.00
Total		0	0.00

For CCL International Ltd.
For CCL International Limited



Auth. Sign./Director

Director)

(II)(a) Statement showing details of Depository Receipts (DRs)

Sr. No.	Type of outstanding DR (ADRs, GDRs, SDRs, etc.)	Number of outstanding DRs	Number of shares underlying outstanding DRs	Shares underlying outstanding DRs as a percentage of total number of shares {i.e., Grand Total (A)+(B)+(C) indicated in Statement at para (I)(a) above}
1	N/A			0.00
2				0.00
3				0.00
4				0.00
5				0.00
6				0.00
7				0.00
8				0.00
9				0.00
TOTAL		0	0	0.00

For CCL International Ltd
For CCL International Limited


Auth. Sign./Director

(Director)

(II)(b) Statement showing holding of Depository Receipts (DRs), where underlying shares held by "promoter/promoter group" are in excess of 1% of the total number of shares

Sr. No.	Name of the DR Holder	Type of outstanding DR (ADRs, GDRs, SDRs, etc.)	Number of shares underlying outstanding DRs	Shares underlying outstanding DRs as a percentage of total number of shares {i.e., Grand Total (A)+(B)+(C) indicated in Statement at para (I)(a) above}
1	N/A			0.00
2				0.00
3				0.00
4				0.00
5				0.00
6				0.00
7				0.00
8				0.00
9				0.00
TOTAL				0.00

For CCL International Ltd.


Auth. Sign./Director